



1807 BRITTMOORE RD  
HOUSTON, TX, TX, 77043

TEL: 713-802-9363

## FAX COVER SHEET

---

**FAX NUMBER** 19292070142

---

**DATE** 9/6/2024 10:43:20 AM CDT

---

### COVER MESSAGE


---

Chris Sjol  
IT - System Administrator  
P: 713-355-4754  
Midway Importing, Inc.  
[www.midwayimporting.com](http://www.midwayimporting.com)

[Book time to meet with me](#)

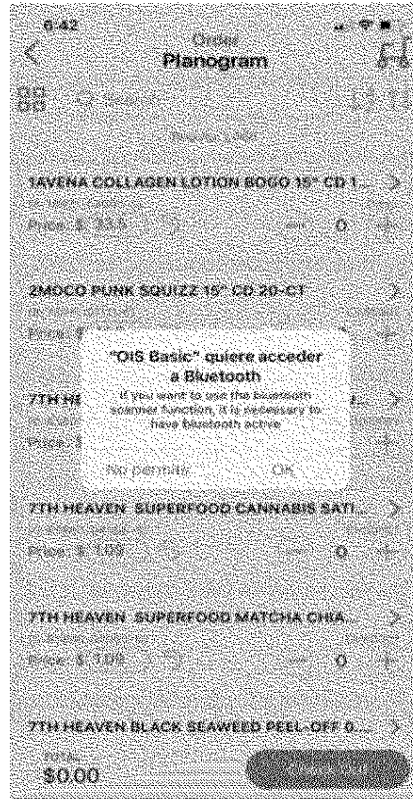
### Steps to connect Zebra CS6080 scanner with OIS Basic Midway.

1. Scan SSI BT LE barcode, this code can be found in the scanner guide and is as follows.



SSI BT LE


1. Activate bluetooth of the device (you will not find the scanner, since the SSI connection is not visible).
1. Start OIS Basic and go to the settings view and place the connection to the scanner as zebra type.
2. Go to the product list view and if it is the first time, it will request usage permissions for bluetooth, then it will show the message that you want to link with the scanner and accept.



This process is only necessary to do once, only if the scanner is disconnected, the app will ask again if you want to connect.

If it happens that the app does not ask if you want to link in the product list view and does not recognize the scanner either, you must do the following steps:

1. Unpair the scanner if it is paired with the device.
2. Turn off the device's bluetooth.
3. Close the app(do not minimize)
4. Scan the next barcode which is the one that will return to the initial scanner settings.



**Restablecer a los valores  
predeterminados de fábrica**

5. Do the same connection process, which is indicated at the beginning.

