






Fax Cover Page


 Recipient: +1 (929) 207-0142
Fax


 Date Sent: 09/09/2024


 Number of Pages: 2 (including cover page)

 Sender: John -

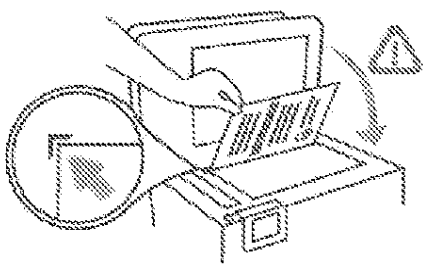

 Reply-to Email:

 Reply-to Phone: +1 (800) 222-5369

 Reply-to Fax:

 Subject: Test

 Message: Just a test



IMPORTANT!

Printer Alignment Page

You must scan this page for best print quality.

STEP 1: Lift the scanner lid. Place this alignment page face down on the scanner glass as shown.

STEP 2: Close the lid. Touch "Scan".

